

Multi-function Electric ICU Bed Series
JADEX DA-7 Series



JADEX DA-7

Multifunction Electric ICU Bed



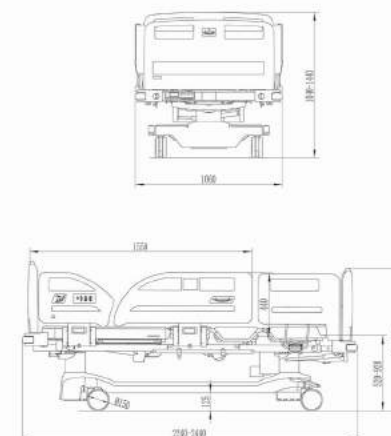
Technical features	
Outer dimensions (Side rails up)	L2240*W1060mm (± 10mm)
Mattress platform	L1965*W920mm (± 10mm)
Bed height	H520-920mm (± 10mm)
Bed extension	200mm (± 10mm)
Maximum backrest	≥ 70°
Maximum thigh rest	≥ 30°
TR/A TR	≥ 12°
Left and right tilt	± 15°
Height of side rails (above mattress platform)	440mm (± 10mm)
Safe working load	200kgs

Electric parameters:	
Power supply	220V/110V, 50HZ / 60HZ
Maximum input	1.6A, 450VA
Protection against water and dust	IPX4
Equipment classification	Class II
Level of protection against injury from electrical current	Applied part type BF
Electric motor operation mode (load factor)	10% max. 2 min/18 min
Certificates	
Puking Medical is certified according to European norms and quality system: EN ISO 9001: 2008, EN ISO 13485; 2003 EN ISO 14001; 2005	Products are manufactured according to European norms for medical technology and hospital beds: EN 60601-1, EN 60601-1-2, EN ISO 14971, 93/42/EEC, 90/269/EEC EN 60601-2-52, 2009

Standard configuration

- Split Side Rails:** The 4pcs PP side rails provide the patient with protection against falls and the 2 pcs additional side rails near foot board offer more safety service and also provide the support during patient's stand.
- Integrated Scales system:** The in-bed scales control panel located under the foot end is protected against impacts.
- Removable Mattress Platform:** The Mattress platform is plastic boards which can be easily removable and easy for sterilization. The mattress platform can do X-ray for back board and offer the patient's more comfortable.
- Central Nurse Control System:** The nurse or supervisor can adjust all the positions and find the comfortable and proper positions for the patients.
- Columns Motor System:** Electric lifting units in two columns enable the mattress platform height adjustment and TR&ATR positions, which can also ensure the bed's stability.
- Controls In The Side Rails:** Controls in the side rails increase the patients independence so that the patients can operate it according to the self-requirement.
- Bed Extension:** The integrated bed extension adjusts the mattress platform length to the individual patient's height.
- Linen Shelf:** The linen shelf at the bottom of foot end also stores the supervisor panel.
- H/F Boards Locks:** The bed board locks prevent accidental removal of the bed boards when steering or handling the bed.
- X-Ray Cassette Holder:** The holder's special sliding construction allows the cassette to be comfortably inserted beneath the mattress platform from the side of the bed.
- Manual/Electric CPR:** The electric CPR is easy and convenient to operate that is one key control. And the manual CPR is equipped with damping device, which can let the back rest fall down slowly to ensure the safety of the patient when the power is off, the whole process can be single hand operation.
- standing armrest:**(option)
- night light:**(option)

Dimensions





Technical features	
Outer dimensions (Side rails up)	L2240*W1060mm (± 10mm)
Mattress platform	L1965*W920mm (± 10mm)
Bed height	H495-836mm (± 10mm)
Bed extension	200mm (± 10mm)
Maximum backrest	≥ 70°
Maximum thigh rest	≥ 30°
TR/ATR	≥ 12°
Height of side rails (above mattress platform)	440mm (± 10mm)
Safe working load	200kgs

Electric parameters:	
Power supply	220V/110V, 50HZ / 60HZ
Maximum input	1.6A, 450VA
Protection against water and dust	IPX4
Equipment classification	Class II
Level of protection against injury from electrical current	Applied part type BF
Electric motor operation mode (load factor)	70%, max. 2 min/15 min
Certificates	Products are manufactured according to European norms for medical technology and hospital beds: EN 60601-1, EN60601-1-2, EN ISO 14971, 93/42/EEC, 90/384/EEC EN60601-2-52, 2009 EN ISO 9001: 2006, EN ISO 13465: 2003 EN ISO14001: 2005

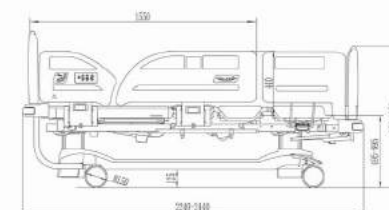
JADEX DA-7

Multifunction Electric ICU Bed

Standard configuration

- 1.Constant Height Head Ends:** Fixed height head end enables quick and easy access to the patient's head, neck and thorax.
- 2.Split Side Rails:** The 4 pcs PP side rails provide the patient with protection against falls and the 2 pcs additional side rails near foot board offer more safety service and also provide the support during patients stand.
- 3.Integrated Scales system:** The in-bed scales control panel located under the foot end is protected against impacts.
- 4.Removable Mattress Platform:** The Mattress platform is PP and phenolic resin boards which can be easily removable and easy for sterilization. The mattress platform can do X-ray for back board and offer the patient's more comfortable.
- 5.Central Nurse Control System:** The nurse or supervisor can adjust all the positions and find the comfortable and proper positions for the patients.
- 6.Columns Motor System:** Electric lifting units in two columns enable the mattress platform height adjustment and TR&ATR positions, which can also ensure the bed's stability.
- 7.Controls In The Side Rails:** Controls in the side rails increase the patient's independence so that the patients can operate it according to the self-requirement.
- 8.H/F Boards Locks:** The bed board locks prevent accidental removal of the bed boards when steering or handling the bed.
- 9.X-Ray Cassette Holder:** The holder's special sliding construction allows the cassette to be comfortably inserted beneath the mattress platform from the side of the bed, and the position of X-Ray Cassette is adjustable according to the stature of patients.
- 10.Manual/Electric CPR:** The electric CPR is easy and convenient to operate that is one key control. And the manual CPR is equipped with damping device, which can let the back rest fall down slowly to ensure the safety of the patient when the power is off, the whole process can be single hand operation.
- 12.standing armrest:(option)**
- 13.night light:(option)**

Dimensions





Technical features		Electric parameters:	
Outer dimensions (Side rails up)	L2240*W1050mm (± 10mm)	Power supply	220V/110V, 50HZ / 60HZ
Matress platform	L1960*W500mm (± 10mm)	Maximum input	1.6A, 450VA
Bed height	H510-910mm (± 10mm)	Protection against water and dust	IPX4
Maximum backrest	≥70°	Equipment classification	Class II
Maximum thigh rest	≥60°	Level of protection against injury from electrical current	Applied part type BF
TR/ATR	>12°	Electric motor operation mode (load factor)	10%, max. 2min/15min
Height of side rails (above mattress platform)	380mm (± 10mm)	Certificates	Products are manufactured according to European norms for medical technology and hospital beds EN 60601-1, EN60601-1-2, EN ISO 14971, 93/42/EEC,90/384/EEC EN60601-2-52, 2009
Safe working load	200kg		

JADEX DA-7

Multifunction Electric ICU Bed

Standard configuration

1.Constant Height Head Ends: Fixed height head end enables quick and easy access to the patient's head, neck and thorax.

2.Split Side Rails: The 4pcs PP side rails provide the patient with protection against falls.

3.Removable Mattress Platform: The Mattress platform is phenolic resin boards which can be easy removable and easy for sterilization. The mattress platform can do X-ray for back board and offer the patient's more comfortable.

4.Central Nurse Control System: The nurse or supervisor can adjust all the positions and find the comfortable and proper positions for the patients.

5.Columns Motor System: Electric lifting units in two columns enable the mattress platform height adjustment and TR&ATR positions, which can also ensure the bed's stability.

6.Controls in The Side Rails: Controls in the side rails increase the patient's independence so that the patients can operate it according to the self-requirement.

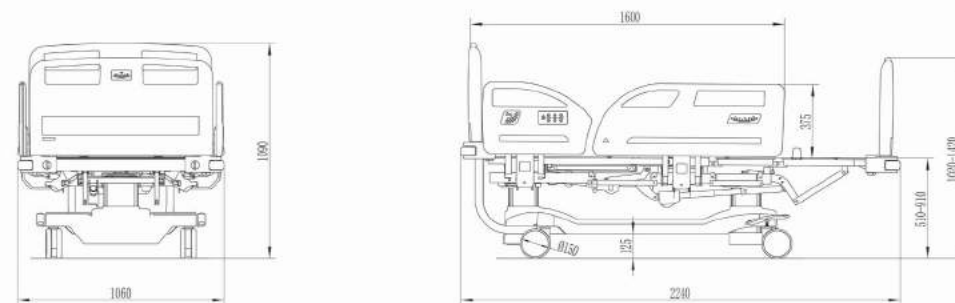
7.H/F Boards Locks: The bed board locks prevent accidental removal of the bed boards when steering or handling the bed.

8.X-Ray Cassette Holder: The holder's special sliding construction allows the cassette to be comfortably inserted beneath the mattress platform from the side of the bed, and the position of X-Ray Cassette is adjustable according to the stature of patients.

9.Manual/Electric CPR: The electric CPR is easy and convenience to operate that is one key control. And the manual CPR is equipped with damping device, which can let the back rest fall down slowly to ensure the safety of the patient when the power is off, the whole process can be single hand operation.

10.night light:(option)

Dimensions



JADEX DA-2

Multifunction Electric ICU Bed

Standard configuration

- 1.Split Side Rails:** The 4pcs PP side rails provide the patient with protection against falls.
- 2.Removable Mattress Platform:** Easy removable and easy for sterilization. The mattress
- 3.H/F Boards Locks:** The bed board locks prevent accidental removal of the bed boards when steering or handling the bed.
- 4.Protective corner bumpers**
- 5.Lifting pole or infusion stand holes**
- 6.Mattress holders**
- 7.Angle Indicator:**The angle gauges of side rails in the head and foot direction show the angles of the backrest and the tilt of the whole bed mattress platform respectively.
- 8.Extension of the bed:** The integrated bed extension adjusts the mattress platform length to the individual patient's height.
- 9.Four 125mm castors with central locking system**
- 10.Manual CPR:**The electric CPR is equipped with damping device, which can let the back rest fall down slowly to ensure the safety of the patient when the power is off, the whole process can be single hand operation.

Technical features	
Outer dimensions (Side rails up)	L2220*W1060mm (± 10mm)
Mattress platform	L1960*W900mm (± 10mm)
Bed height	H470-790mm (± 10mm)
Bed extension	200mm (± 10mm)
Maximum backrest	≥ 70°
Maximum thigh rest	≥ 25°
TR/ATR	≥ 12°
Height of side rails(above mattress platform)	380mm (± 10mm)
Safe working load	200kgs
Certificates	Products are manufactured according to European norms for medical technology and hospital beds EN 60601-1, EN60601-1-2, EN ISO 14971, 93/42/EEC,90/384/EEC EN60601-2-52, 2009
Puking Medical is certified according to European norms and quality system: EN ISO 9001, 2008, EN ISO 13485, 2003 EN ISO14001, 2005	



JADEX DA-2

Multifunction Electric ICU Bed

Standard configuration

- 1.Split Side Rails:** The 4pcs PP side rails provide the patient with protection against falls.
- 2.Removable Mattress Platform:** Easy removable and easy for sterilization. The mattress platform can do X-ray for back board and offer the patient's more comfortable.
- 3.H/F Boards Locks:** The bed board locks prevent accidental removal of the bed boards when steering or handling the bed.
- 4.Protective corner bumpers**
- 5.Lifting pole or infusion stand holes**
- 6.Mattress holders**
- 7.Angle gauge:**The angle gauges of side rails in the head and foot direction show the angles of the backrest and the tilt of the whole bed mattress platform respectively.
- 8.Extension of the bed:** The integrated bed extension adjusts the mattress platform length to the individual patient's height.
- 9.Four 125mm in diameter castors with central locking system**
- 10.Manual CPR:**The electric CPR is equipped with damping device, which can let the back rest fall down slowly to ensure the safety of the patient when the power is off, the whole process can be single hand operation.

Technical features

Outer dimensions (Side rails up)	L2220*W 1060mm (± 10mm)
Mattress platform	L1960*W900mm (± 10mm)
Bed height	H470-790mm (± 10mm)
Bed extension	200mm (± 10mm)
Maximum backrest angle	≥70°
Maximum thigh rest	≥25°
TR/ATR	≥12°
Height of side rails(above mattress platform)	380mm (± 10mm)
Safe working load	200kgs

Certificates

Puhang Medical is certified according to European norms and quality systems:
EN ISO 9001: 2008, EN ISO 13485: 2003 EN ISO14001: 2005

Products are manufactured according to European norms for medical technology and hospital beds:
EN 80601-1, EN60601-1-2, EN ISO 14971, 93/42/EEC,90/384/EEC EN60601-2-52, 2009



JADEX DA-3

Three-function Electric Bed



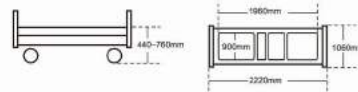
JADEX DA-3

Three-function Electric Bed



Standard Configurations

- One pair of headboard/footboard
- PP tuck-away side rails with damping (4)
- Motors (3)
- Handle control (1)
- I.V. Pole holes (4)
- Drainage hooks (4)
- Luxury central locking castors (4)

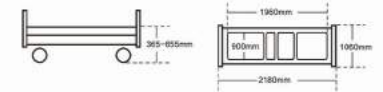


SIZE: L2220 × W1960 × H440-760mm



Standard Configurations

- One pair of headboard/footboard
- One pair of Aluminum alloy collapsible side rail
- Motors (3)
- Handle control (1)
- I.V. Pole holes (4)
- Drainage hooks (4)
- Luxury central locking castors (4)



SIZE: L2180 × W1960 × H365-655mm

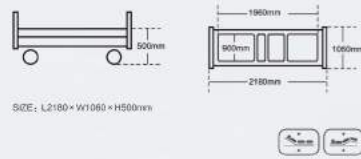


JADEX DA-11

Two-function Electric Bed

Standard Configurations

- One pair of headboard/footboard
- PP tuck-away side rails with damping (4)
- Motors (2)
- Handle control (1)
- I.V. Pole holes (4)
- Drainage hooks (4)
- Luxury central locking castors (4)

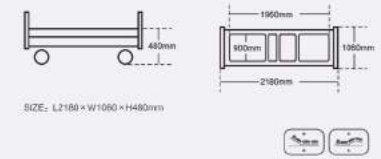


JADEX DA-11

Two-function Electric Bed

Standard Configurations

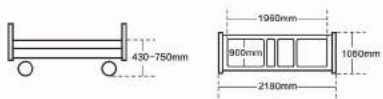
- One pair of headboard/footboard
- One pair of Aluminum alloy collapsible side rail
- Motors (2)
- Handle control (1)
- I.V. Pole holes (4)
- Drainage hooks (4)
- Luxury central locking castors (4)



Three-function Manual Bed JADEX A-1

Standard Configurations

- One pair of H/F boards(HP-2)
- PP tuck-away side rails with damping(4)
- ABS Tuck-away crank handles (3)
- I.V Pole holes (4)
- Drainage Hooks (4)
- Luxury dia. 125mm castors with central locking system (4)



SIZE: L2180 × W1060 × H430-750mm

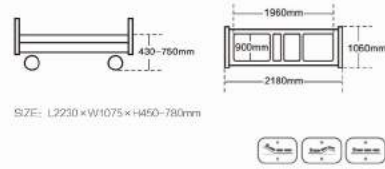


JADEX A-1

Three-function Manual Bed

Standard Configurations

- One pair of H/F boards (HP-2)
- One pair of steel folding side rails
- ABS Tuck-away crank handles (3)
- I.V Pole holes (4)
- Drainage Hooks (4)
- Luxury dia. 125mm castors with central locking system (4)

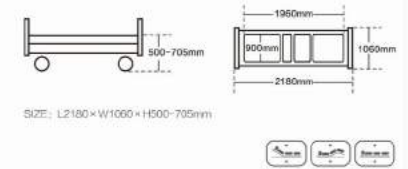


JADEX A-5

Three-function Manual Bed

Standard Configurations

- One pair of H/F boards (HP-2)
- One pair of Aluminum alloy collapsible side rails
- ABS Tuck-away crank handles (3)
- I.V Pole holes (4)
- Drainage Hooks (4)
- Luxury dia. 125mm castors with central locking system (4)

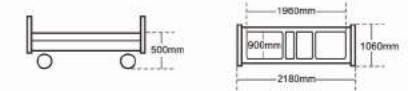




Full-fowler Manual Bed JADEX B-6

Standard Configurations

- One pair of HVF boards(HP-2)
- PP tuck-away side rails with damping(4)
- ABS Tuck-away crank handles (2)
- I.V Pole holes (4)
- Drainage Hooks (4)
- Luxury dia. 125mm castors with central locking system (4)



SIZE: L2180 * W1060 * H500mm



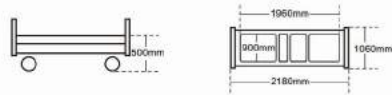
JADEX B-10

Full-fowler Manual Bed



Standard Configurations

- One pair of H/F boards (HP-2)
- One pair of Aluminum alloy collapsible side rails
- ABS Tuck-away crank handle system (2)
- Molded bed surface with ventilation holes
- I.V Pole holes (4)
- Drainage Hooks (4)
- Luxury dia. 125mm castors with central locking system (4)



SIZE: L2180 x W1060 x H500mm



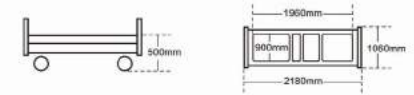
JADEX B-11

Full-fowler Manual Bed



Standard Configurations

- One pair of H/F boards (HP-2)
- One pair of Aluminum alloy collapsible side rails
- ABS Tuck-away crank handle system (2)
- Molded bed surface with ventilation holes
- I.V Pole holes (4)
- Drainage Hooks (4)
- Dia. 125mm castors with individual brakes (4)



SIZE: L2180 x W1060 x H500mm



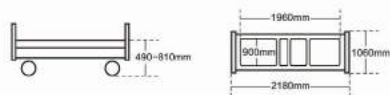
JADEX DA-2

Electric Child Hospital Bed



Standard Configurations

- One pair of PP H/F boards (HP-2)
- One pair of steel lifting side rail
- Motors (4)
- Handle control (1)
- Molded bed surface with ventilation holes
- I.V Pole holes (4)
- Drainage Hooks (4)
- Luxury dia. 125mm castors with central locking system (4)



SIZE: L2180 x W1060 x H490-810mm

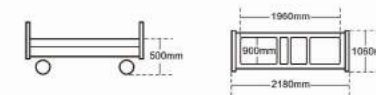


JADEX B-35

Two-function Child Manual Bed

Standard Configurations

- One pair of PP H/F boards (HP-2)
- One pair of steel lifting side rail
- ABS Tuck-away crank handle system (2)
- Molded bed surface with ventilation holes
- I.V Pole holes (4)
- Drainage Hooks (4)
- Luxury dia. 125mm castors with central locking system (4)



SIZE: L2180 x W1060 x H500mm



JADEX B-35-2

Epoxy Coating Semi-fowler
Child Bed

SIZE: L1650 × W825 × H630-1285mm



JADEX B-35 Semi-fowler child bed with stainless steel head/foot board & side rails

SIZE: L1880 × W850 × H530mm



JADEX B-46 Luxurious infant Bed (with trendelenburg and reverse trendelenburg 12°)

SIZE: L870 × W510 × H840-970mm



JADEX B-36 Stainless steel infant Bed (Titabe)

SIZE: L825 × W550 × H940mm

JADEX B-36 Epoxy coating infant bed

SIZE: L850 × W510 × H850mm





Emergency Trolley JADEX F-46-S2

SIZE: L695 × W567 × H1010mm

Standard Configurations:

- ABS Drawers (5)
- Siding shelf
- Central locking system (1)
- Dia. 125 twin wheels with brakes (4)
- Anti-Bumper (4)

Standard Accessories:

- Waste Bin (2)
- Needle disposal container holder (1)
- Needle disposal container (1)
- Defibrillator shelf
- CPR board (1)
- Disinfectant holder (1)
- I.V pole (1)
- Oxygen tank holder
- Power strip
- Power strip holder
- One-time latch
- Top mat (PVC)

Optional:

- Label box
- Medicine Cassette holder
(Stainless steel)

Anesthesia Trolley JADEX F-A-S1

SIZE: L695 × W567 × H1010mm

Standard Configurations:

- Steel Drawers (5)
- Siding shelf
- Central locking system (1)
- Dia. 125 twin wheels with brakes (4)
- Anti-Bumper (4)

Standard Accessories:

- Waste Bin (2)
- Needle disposal container holder (1)
- Needle disposal container (1)
- Disinfectant holder (1)
- Top mat (PVC)

Optional:

- Label box
- Defibrillator shelf
- Oxygen tank holder
- Power strip
- Power strip holder
- CPR board (1)
- Medicine Cassette holder
(Stainless steel)





Emergency Trolley JADEX F-46-S1

SIZE: L695 × W567 × H1010mm

Standard Configurations:

- Steel Drawers (2)
- Cupboard (1)
- Siding shelf (1)
- Central locking system (1)
- Dia.125 twin wheels with brakes (4)
- Anti-Bumper (4)

Standard Accessories:

- Waste Bin (2)
- Needle disposal container holder (1)
- Needle disposal container (1)
- Disinfectant holder (1)
- I.V pole (1)
- One-time latch
- Top mat (PVC)
- CPR board (1)

Optional:

- Label box
- Defibrillator shelf
- Oxygen tank holder
- Power strip
- Power strip holder
- Medicine Cassette holder (Stainless steel)



Medicine Trolley JADEX F-45-S2

SIZE: L695 × W567 × H1010mm

Standard Configurations:

- ABS Drawers (2)
- Siding shelf (1)
- Central locking system (1)
- Dia.125 twin wheels with brakes (4)
- Anti-Bumper (4)

Standard Accessories:

- Waste Bin (2)
- Needle disposal container holder (1)
- Needle disposal container (1)
- Disinfectant holder (1)
- I.V pole (1)
- Medicine Cassette holder (Stainless steel)
- Top mat (PVC)

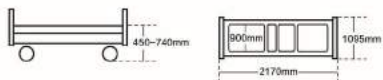
Optional:

- Label box
- Oxygen tank holder
- Power strip
- Power strip holder

Five-function Electric Home Care Bed JADEX DA-2

Standard Configurations

- One pair of Aluminum H/F board and side rails
- Handle control(1)
- Motors(4)
- I.V Pole holes (4)
- Luxury dia. 125mm castors with central locking system (4)



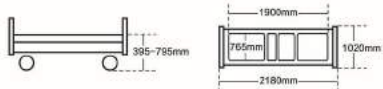
SIZE: L2170×W1095×H450-740mm



Five-function Electric Home Care Bed JADEX DA-2

Standard Configurations

- One pair of wooden H/F board and coaming
- One pair of Wooden side rails
- Handle control(1)
- Motors(4)
- 1.V Pole holes (2)
- Dia.125mm castors with individual brakes (4)



SIZE: L2180 × W1020 × H395-795mm

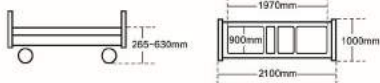


Three-function Electric Home Care Bed

JADEX DA-3

Standard Configurations

- One pair of Wooden H/F board
- One pair of Epoxy coating side rails
- Handle control (1)
- Motors (2)
- I.V Pole holes (2)



SIZE: L2100 × W1000 × H265-630mm

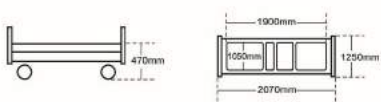


H1

Two-function Electric Bed JADEX DA-11

Standard Configurations

- One pair of Wooden H/F board and dam- board
- One pair of aluminum alloy collapsible side rails
- Handle control(1)
- Motors (2)
- Wooden bedside cabinet (1)
- I.V Pole holes (4)



SIZE: L2070 × W1250 × H470mm



V1

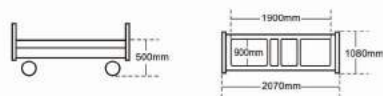


JADEX DA-11

Two-function Electric Home Care Bed

Standard Configurations

- One pair of Wooden H/F board and dam- board
- One pair of aluminum alloy collapsible side rails
- Handle control(1)
- Motors (2)
- Wooden bedside cabinet (1)
- I,V Pole holes (4)
- Dia.125mm castors with individual brakes (4)



SIZE: L2070 × W1080 × H500mm

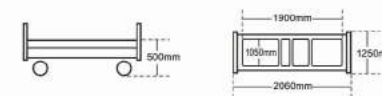


JADEX DA-11

Two-function Electric Home Care Bed

Standard Configurations

- One pair of Wooden H/F board and dam- board
- One pair of Aluminum alloy collapsible side rails
- Handle control(1)
- Motors (2)
- Wooden bedside cabinet (1)
- I,V Pole holes (4)



SIZE: L2060 × W1250 × H500mm





Five-function Electric Bed
JADEX DA-2

High-grade Nursing Bed Series

JADEX DA-2

Five-function Electric Bed



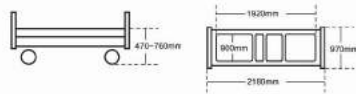
JADEX DA-3

Three-function Electric Bed



Standard configurations

- One pair of headboard/footboard (M)
- ABS tuck-away side rails with damping (4)
- Soft bend platform
- Motors (4)
- Built-in control button on side rails (2)
- I.V. Pole holes (4)
- Drainage hooks (4)
- Luxury central locking castors (4)

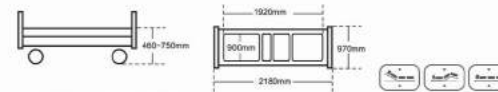


SIZE: L2180 × W970 × H470-750mm



Standard Configurations

- One pair of headboard/footboard (M)
- ABS tuck-away side rails with damping (4)
- Soft bend platform
- Motors (3)
- Built-in control button on side rails (2)
- I.V. Pole holes (4)
- Drainage hooks (4)
- Luxury central locking castors (4)



SIZE: L2180 × W970 × H460-750mm



Soft bend platform



Safe-voltage motor



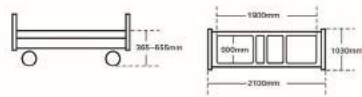
125mm dia. noiseless castors with central locking system enable flexible and free move of the bed



JADEX DA-3
Three-function Electric Bed

Standard Configurations

- One pair of PP head/foot boards
- One pair of Aluminum alloy collapsible siderails
- Motors (3)
- Handle control (1)
- I.V. Pole holes (4)
- Drainage hooks (4)
- Luxury central locking castors (4)



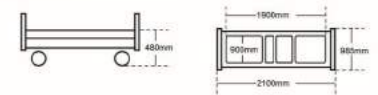
SIZE: L2180 × W1950 × H365-605mm



JADEX DA-11
Two-function Electric Bed

Standard Configurations

- One pair of PP head/foot boards
- One pair of Aluminum alloy collapsible siderails
- Motors (2)
- Handle control (1)
- I.V. Pole holes (4)
- Drainage hooks (4)
- Dia. 125mm castors with individual brakes (4)



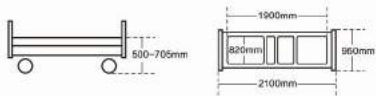
SIZE: L2190 × W1985 × H480mm



JADEX A-5 Three-function Manual Bed

Standard Configurations

- One pair of PP H/F boards
- One pair of Aluminum alloy collapsible side rails
- ABS Tuck-away crank handles (3)
- I.V Pole holes (4)
- Drainage Hooks (4)
- Luxury four dia.-125mm castors, with central locking system



SIZE: L2100 × W950 × H500-705mm





JADEX A-6 Three-function manual bed SIZE: L2100 × W980 × H500-705mm



JADEX B-11 Full-fowler manual bed SIZE: L2100 × W980 × H500mm



JADEX B-10 Full-fowler manual bed SIZE: L2210 × W980 × H500mm



JADEX B-12 Full-fowler manual bed SIZE: L2130 × W980 × H500mm



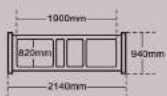
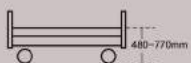
Common Nursing Bed Series

Common Nursing Bed Series

Common Nursing Bed Series

JADEX A-4-1

Three-function Manual Bed
with ABS head/foot Board



SIZE: L2140×W940×H480-770mm





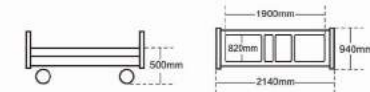
Head&foot boards design patent
Patent No: ZL200630301523.6

JADEX B-11-1 Full-fowler Manual Bed

  Head&foot boards design patent Patent No: ZL201330121965.2

Standard Configurations

- One pair of H&F boards (B)
- One pair of Aluminium alloy collapsible side rails
- ABS Tuck-away crank handle system (Z)
- Molded bed board with ventilation holes
- LV Pole holes (4)
- Drainage Hooks (4)
- Dia. 125mm castors with individual brakes (4)



SIZE: L2140 × W940 × H500mm



JADEX C-4
Orthopaedics hospital bed
SIZE: L2170 × W985 × H560mm



JADEX C-5-1
Full-fowler orthopaedics bed
SIZE: L2170 × W940 × H500mm



Common Nursing Bed Series

- Standard Configurations
- The telescopic working table
 - One of ABS headboard
 - 1 pair of ABS side rails with damping
 - Luxury central locking casters, dia.125mm.(4)
 - Motors (3)
 - Sponge mattress with artificial leather cover, 8cm height.
- Function (Optional):
- X-ray permeable for the whole body
 - One-button sit-up function
 - Cardiac wheel position function
 - CPR device



JADEX B-48-2



JADEX B-48-1 Obstetric Electric Bed SIZE: L1950/1450 × W950/660 × H650/960mm



Sizes of sections

- Back section 600mm × 800mm
- Seat section 600mm × 400mm
- Leg section 600mm × 510mm
- Max.Degree of back rest adjustment
- (up)>60° (down)>6°
- (forward)> 8° (backward)>20°

Tilt functions backrest are operated by hand wheels, the backrest operated by gas spring.



JADEX B-45 Multi-function obstetric bed SIZE: L1765 × W600/600 × H695/975mm

Common Nursing Bed Series

Electric examination bed JADEX DA-11

SIZE: L 1920 × W630 × H530-780mm

Standard configurations

- A set of foam mattress
- Motor (1)
- Handle control (1)
- Dia.125mm castors with individual brakes (4)



JADEX B-40-3

Stainless steel semi-fowler examination bed

SIZE: L 1920 × W630 × H700mm



JADEX B-42-1 Gynecology examination bed

SIZE: L 1680 × W600 × H800mm



JADEX B-43-1 Gynecology examination bed

SIZE: L 1680 × W620 × H820mm



JADEX E-8 Luxurious hydraulic stretcher

Standard Configurations

- The main platform of the stretcher is equipped with imported double rise-and-fall hydraulic pump systems which is made of X-ray revealed material.
- Central locking system and the fifth steering castor make the stretcher move steadily, reliably and lightly.
- The stretcher has the functions of hi-low, Trendelenburg and reverse Trendelenburg which are controlled by the pedals at the two sides of the stretcher.
- The rear of the stretcher has the central locking pedals, the bottom cover is made of ABS material and shaped once for all which can be easily cleaned.
- The stretcher is equipped with infusion poles, drainage hooks and collapsible aluminum alloy side rails.
- It is the best choice for emergency room and ICU ward for transferring patient.



SIZE: L2095 × W790 × H685-910mm



JADEX E-8 Luxurious hydraulic stretcher

SIZE: L2045×W790×H605-920mm



A1



- The main platform of the stretcher which is equipped imported double rise-and-fall hydraulic pump systems with is made of X-ray revealed material.
- Central locking system and the steering castor make the stretcher move steadily, reliably and lightly.
- The stretcher has the functions of hi-low, Trendelenburg and reverse Trendelenburg which are controlled by the pedals at the two sides of the stretcher.

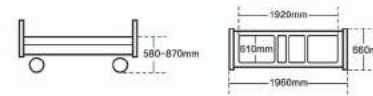
- The rear of the stretcher has the the central locking pedals, the bottom cover is made of ABS material and shaped once for all which can be easily cleaned.
- The stretcher is equipped with infusion poles, drainage hooks and collapsible aluminum alloy side rails.
- It is the best choice for emergency room and ICU ward for transferring patient.



JADEX E-3 Luxurious stretcher

SIZE: L1960×W660×H580-870mm

- Both of the platform and side rails are made of ABS material shaped once for all.
- Backrest is controlled by hydraulic auxiliary spring.
- Height adjustment is operated by crank.
- Φ150mm castors with central locking system.
- To be equipped with steering castor



SIZE: L1960×W660×H580-870mm





JADEX E-7 Stainless steel operation connecting stretcher SIZE: L3500 × W650 × H750/950mm



JADEX E-4 Stainless steel stretcher for emergency treatment with adjustable height
SIZE: L1900 × W650 × H690/900mm



JADEX E-4 Stainless steel stretcher with 2 big 2 small wheels
SIZE: L2030 × W650 × H760

JADEX E-4

Luxurious connecting Stretcher

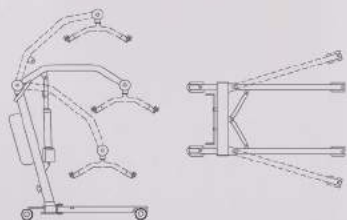
SIZE: L3650 × W720 × H700/1000mm

- The bed can be moved smoothly when the two height-adjustable stretcher on the same level and can be locked automatically when completely slide onto either stretcher which is equipped with safety device.
- Steering castor ensure the stretcher go forward straightly.
- Both of the platform and side rails are made of ABS material shaped once for all.
- Backrest is controlled by hydraulic auxiliary gas spring.
- Height adjustment is operated by crank.
- Dia.150mm castors with central locking system.



JADEX DE-1

Electric mobile patient lift



Applications:

This product is applicable for long-term bedridden patients, and the patients who suffer from mobility problem or immobility after surgery. It can be used with the help of caregivers in hospitals, nursing centers or at home. The caregivers can lift or move the patient with a single operation, and the labor-saving design can avoid back injury of patient caused by improper force of the caregiver.

Features:

The main frame is made of high-strength steel tube with powder coating on surface. It is featured by front universal castors, rear brake castors, adjustable width of leg of foot stand, safe and reliable suspension pocket and emergency release lowering device, and the patients can be put down in case of depleted battery or motor fault.



Definition

- 1.Sling attachment hooks
- 2.Lifting boom
- 3.Pushing handle
- 4.Hoist motor
- 5.Mechanical emergency down
- 6.Operating handle
- 7.Electronic control box
- 8.Chassis adjustment motor
- 9.Chassis leg
- 10.Double castors with locking brake



JADEX DE-1

Electric mobile patient lift



Definition

- 1.Sling attachment hooks
- 2.Lifting boom
3. Pushing handle
- 4.Hoist motor
- 5.Mechanical emergency down
- 6.Operating handle
- 7.Electronic control box
- 8.Adjustable Chassis
- 9.Chassis leg
- 10.Double castors with locking brake

JADEX DE-1

Electric mobile patient lift

Definition

- 1.Sling attachment hooks
- 2.Lifting boom
- 3.Pushing handle
- 4.Hoist motor
- 5.Operating handle
- 6.Electronic control box
- 7.Chassis leg
- 8.Double castors with locking brake



Medical Trolleys

JADEX F-5

Stainless steel trolley for emergency

SIZE: L670 × W410 × H900mm

It is suitable for emergency ward. Table top can be pulled horizontally towards two sides. The inner medicine cassettes are removable. Two drawers, Two cabinets, Four polyurethane noiseless castors, two of them with brakes.



JADEX F-13-S1 Luxury trolley for record(40 Shelves)
SIZE: L698 × W567 × H1010mm



JADEX F-13-3 Luxury trolley for record(50 Shelves)
SIZE: L650 × W400 × H1030mm



JADEX F-2

Luxury trolley for anesthesia

SIZE: L650 × W430 × H1010mm

Mainly consists of groups of drawers, which could store different kinds of goods. It is convenient for placing stuff or write on the top. Racks, waste bin and waste basket are fixed on the two sides. Polyurethane noiseless castors with brakes.

○ It is suitable for emergency ward. Table top can be pulled horizontally towards two sides. The inner medicine cassettes are removable. Height of second drawer and third drawer :120mm .The two doors which can be used to store different sizes of emergency instruments. Highest height of the adjustable I.V. pole: 1700mm. Four polyurethane noiseless castors, two of them with brakes.



JADEX F-5-1 Emergency Trolley SIZE: L800 × W490 × H950mm

Medicine Trolley

JADEX F-45-2

SIZE: L820 × W505 × H980mm

- All drawers can be opened from two sides
- Adjustable medicine cassette
- Equipped with file cassette and waste bin
- With central locking system
- The layers of the medicine cassette can be customized.



Drawer & ABS basket



Emergency Trolley

JADEX F-45-2

SIZE: L820 × W505 × H980mm

- Adjustable medicine cassette
- With the file cassette and waste bins
- Central locking system
- Adjustable partitions in the bottom cabinet



Emergency Trolley

JADEX F-46

SIZE: L850 × W520 × H1040mm

- Five drawers
- The medicine cassette inside the drawer can be adjusted.
- Equipped with file cassette and waste bin
- With central locking system
- Defibrillator shelf
- ABS cardiac board
- Oxygen tank holder
- Power outlet & hooks



Emergency Trolley

JADEX F-5-1

SIZE: L820 × W505 × H980mm

- Five drawers
- Adjustable medicine cassette
- To be equipped with file cassette and waste bin
- With central locking system.





JADEX F-17 Stainless steel trolley for treatment
 SIZE: L690 × W470 × H970mm

JADEX F-19 Stainless steel trolley for appliances(2 decks)
 SIZE: L730 × W470 × H970mm



JADEX F-21 Stainless steel trolley for appliances
 SIZE: L940 × W450 × H900mm



JADEX F-14-2 Stainless steel trolley for waste
 SIZE: L825 × W455 × H865mm



JADEX F-47 ABS trolley for appliance(2 decks)
 SIZE: L720 × W460 × H970mm

JADEX F-49-2 ABS luxury trolley for treatment
 SIZE: L720 × W460 × H970mm

Optional Fender Wheel



JADEX F-14 Stainless steel trolley for waste
 SIZE: L900 × W530 × H900mm



JADEX F-16 Stainless steel trolley for treatment
 SIZE: L950 × W500 × H800mm



JADEX G-9 Stainless steel appliance cupboard, type I
 SIZE: L960 × W400 × H1750mm

JADEX G-12 Stainless steel appliance cupboard, type II
 SIZE: L960 × W400 × H1750mm



JADEX G-18 4-door appliance cupboard with stainless steel base
 SIZE: L960 × W400 × H1750mm

JADEX G-17-1 3-door cupboard with stainless steel base for clothes
 SIZE: L960 × W400 × H1750mm



JADEX G-11 Stainless steel appliance cupboard, type III
 SIZE: L960 × W400 × H1750mm

JADEX G-13 Stainless steel injection cupboard, type I
 SIZE: L1100 × W400/700 × H1750mm



JADEX G-19 2-door appliance cupboard with stainless steel base
 SIZE: L960 × W400 × H1750mm

JADEX G-20 6-door cupboard with stainless steel base for clothes
 SIZE: L960 × W400 × H1750mm

Medical Cupboard

JADEX D-44
Foldable accompany chair

SIZE: L2010-830 × W610 × H530-1000mm



JADEX F-44
Foldable accompany chair

SIZE: L1960 × W640 × H250/800mm



JADEX F-36-4 Nurse stool

JADEX F-36 Nurse stool

JADEX F-36-3 Nurse stool



JADEX F-35 Stainless steel screen
SIZE: L2400 × H1800mm



JADEX F-36-2 One-step footstool
SIZE: L460 × W290 × H210mm



JADEX F-36-1 Two-step footstool
SIZE: L600 × W400 × H200/400mm



JADEX D-18 Bedside cabinet
SIZE: L615 × W500 × H885mm

JADEX D-14 Bedside cabinet
SIZE: L530 × W500 × H790mm

JADEX D-13 Bedside cabinet
SIZE: L530 × W500 × H800mm



JADEX D-2 ABS bedside cabinet
SIZE: L475 × W475 × H750mm

JADEX D-11 ABS bedside cabinet
SIZE: L480 × W470 × H780mm

JADEX D-12 ABS bedside cabinet
SIZE: L480 × W470 × H780mm



JADEX D-15 ABS bedside cabinet
SIZE: L475 × W475 × H750mm

JADEX D-1 ABS bedside cabinet
SIZE: L475 × W475 × H750mm

JADEX D-19 ABS and steel cabinet
SIZE: L500 × W510 × H710mm



JADEX D-10 ABS and steel cabinet
SIZE: L475 × W475 × H750mm

JADEX D-7 Epoxy coating cabinet
SIZE: L400 × W400 × H750mm

JADEX D-6 Bedside cabinet with stainless steel top & base
SIZE: L400 × W400 × H750mm

Bedside Cupboard

Medical Trolleys



Movable over bed table JADEX F-32

PE table top, wear-resistant and oil-resistant;
Aluminum alloy column lift system, Beautiful, steady and solid;
Diameter 40mm mobile casters, flexible and convenient;
High-low: 750-1120mm ;
Working load: 30kgs ;
Table top size: 800mm × 400mm ;



Movable over bed table JADEX F-32-2

High-density table top, wear-resistant and oil-resistant;
Aluminum alloy column lift system, Beautiful, steady and solid;
Table top multi-angle flexible adjustment, suitable for dining & reading;
Diameter 50mm mobile casters, flexible and convenient;
High-low: 825-1115mm ;
Working load: 20kgs ;
Desktop size: 880mm × 425mm ;

Accessories & Enclosure



I.V pole



Telescopic dining table



Lifting pole



Basket



Rack



Natural latex mattresses



High density elastic sponge mattresses



Natural coconut fibre mattress



High-density sponge and natural coconut fibre suitable for both summer and winter



JADEX H-1
Mattress for flat & electric bed
SIZE: L1930 × W890 × H80mm



JADEX H-2
Mattress for semi-fowler bed
SIZE: L1930 × W890 × H80mm



JADEX H-3
Mattress for full-fowler bed
SIZE: L1930 × W890 × H80mm



JADEX H-5
Mattress for stretcher
SIZE: L1930 × W640 × H80mm



JADEX H-6-ICU
Mattress for ICU bed
SIZE: L1930 × W890 × H100mm

○ The user-defined width, length and thickness available upon request.



JADEX H-5
Mattress for stretcher
SIZE: L1930 × W650 × H30mm



JADEX H-4
Mattress for orthopedics bed
SIZE: L1930 × W890 × H80mm

Accessories



I.V. Stand A



I.V. Stand B



I.V. Stand C

Mattress

A



JADEX H-14

Anti-Pressure Ulcer mattress
尺寸: 2000 × 900 × 110mm

Mattress cover: PVC waterproof and breathable material
Control mode: Electric air inflation pump

B



JADEX H-14

Anti-Pressure Ulcer mattress
尺寸: 2000 × 860 × 95mm

Mattress cover: PVC waterproof and breathable material
Control mode: Electric air inflation pump



JADEX H-13

Luxurious integrated mattress
Size: 1930 × 890 × 100mm
Size: 1930 × 890 × 120mm
Size: 1930 × 890 × 140mm

Mattress cover: PVC waterproof and breathable material
Mattress filler: High resilience sponge and memory foam



JADEX H-12

Luxurious integrated mattress
Size: 1930 × 890 × 100mm
Size: 1930 × 890 × 120mm
Size: 1930 × 890 × 140mm

Mattress cover: PVC waterproof and breathable material
Mattress filler: High resilience sponge